



We Learn, We Lead, We Inspire

Iqra Primary School















Year One Phonics Screening Meeting




December 2021











What is Phonics?

- Children are taught to read by breaking down words into separate sounds or 'phonemes'. They are then taught how to blend these sounds together to read the whole word.
- The children have a phonics lesson every day and they are encouraged to use these strategies to read and write in other lessons.

a 	o 	x 	t 	e 	p 	r 	i 	n 	m 	h 	b 	d 	g 
--	--	--	--	--	--	--	---	--	--	--	--	--	--

s ss 	c k ck 	q qu 	u oo 	j 	y 	ch 	sh 	th 	w wh 
---	---	---	---	---	--	---	---	---	---

v 	f ff ph 	ow ou 	l ll 	oa ow oe o e 	oo ue ew u e 	ar 
--	--	--	---	---	---	---

ng 	z zz 	ai ay a e 	ear 	igh 	ie i e 	ee e e ea 	air 
--	---	--	--	--	---	--	--

ure 	oi oy 	or aw au 	er ur ir 	I no go the to into he she we me be was
---	--	---	--	--

you they all are my her said have like so do come some
were there little one when out what



What is the Phonics Screening Check?

- The phonics screening check was brought in by the government in 2012.
- Every Year One child in the country will be taking the phonics screening check in the same week. The screening will take place during the second half of the Autumn term. It is important that your child is in school that week.
- The aim of the check is to ensure that all the children are able to read by the end of Year Two.
- This 'midpoint check' will ensure that we have a clear understanding of what the children need to continue to learn in Year Two



What will the children be expected to do?

- The Year 1 staff will administer the check with the children on a 1-1 basis in a quiet place. It takes between 10 and 20 minutes per child.
- The check is very similar to the tasks children already complete during phonics lessons.
- Children will be asked to ‘sound out’ a word and blend the sounds together. Eg. d-o-g – dog
- The focus of the check is to see which sounds the children know.



What will the children be expected to do?

- The check consists of 40 words. There are two sections, each contained 20 words.
- In each section there are some 'real' words and some 'nonsense' or 'alien' words. This is because the check is to see which sounds the children rather than words that they can read by sight.
- The children will be told if the word is real or 'alien'. There is a picture of an alien next to all the made up words.

Examples of words:

in

at

beg

sum

ot



vap



osk



ect



Please the Iqra school website for more examples of the words.

https://www.youtube.com/watch?v=IPJ_ZEBh1Bk

Phonics screening administration guide



And the results...?

- We will inform you of whether your child falls below OR within the required standard
- If your child does fall below the expected standard, they will re-take the phonics screening check in Year Two
- The results will be reported home in July.

How can you help?

- Year 1 staff will be sending phonic homework home-please support us by working with your children.
- Encourage your child to 'sound out' or 'fred talk' when reading some words. Remember that each letter does not always make a sound on its own. Sometimes a group of letters make one sound:
- Digraph – 2 letters making one sound: **ow**
- Trigraph - 3 letters making one sound: **right**
- Split Digraphs – 2 vowels with a consonant in between. Previously known as the magic e: **line**



How can you help?

- We want all children to be the best readers they can be and have the strongest chance of passing the screening, so we need to ensure that the learning is fun and enjoyable.
- We have tried to put together some fun ways of practising. We have included a few of the activities in this pack.

Games to play at home...

- You could invest in some blank dice (Amazon or ebay)
- Use the range of sounds from the hand-out and create some dice to build read and 'alien' words



Games to play at home...

- Get some magnetic letters: ASDA have some for around £3 or you can get them online.
- Arrange them on the fridge to spell out a mixture of real and 'alien' words



Games to play at home...

- Play Phase 5 games 'Picnic on Pluto', 'Dragons Den' or 'Buried Treasure' on www.phonicsplay.co.uk
- None of these require a subscription, but if you want to play others on the site, then you may need to pay. It costs around £12.



Games to play at home...

- If you have lego or duplo at home, you can make some phonics cubes by adding sticky labels. Focus on the range of sounds in your handout.





Sound Mats

- If you need any sound mats, you can download them from the Twinkl website:
- www.twinkl.co.uk/resource/T-L-015-Phase-2-Sound-Mat
- www.twinkl.co.uk/resource/T-L-016-Phase-3-Sound-Mat
- www.twinkl.co.uk/resource/T-L-094-Phase-4-Sound-Mat
- www.twinkl.co.uk/resource/T-L-034-Phase-5-Sound-Mat

And finally...

- REMEMBER: Phonics is only one part of becoming a good reader.
- Your child will continue to read long after the phonics screening check has done. Please read daily and remind your child to:
 - Sound out new words
 - Check for sense and/or self correct
 - Look for clues in the illustrations
 - Ask and answer questions to show comprehension



Thank you for reading.

Please check our website for more
information about phonics

<http://www.iqra.slough.sch.uk/phonics/>